




ARCHITECTURAL
GRATES + DRAINS



SQ MTS

Square Floor Waste

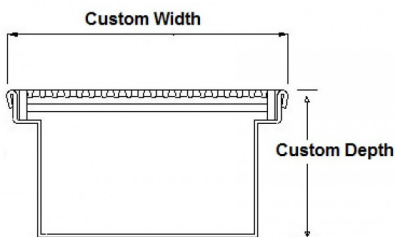


Code SQ MTS

Range Custom Fabrication

Category Custom Made

Channel Material Stainless Steel




Grates longer than 1500mm supplied in sections. Tile Inserts longer than 1200mm supplied in sections. Channels over 3000mm supplied in sections with joiner. +/-2mm tolerance on dimensions.

Custom, Made to Specification square floor waste of variable width and depth. Available in 316 marine grade or 304 stainless steel. Please note that electropolishing is recommended for installation areas in close proximity to a surf beach or pool area.

Refer to AS3500 for outlet pipe sizes specific to your installation

STORMTECH COLOUR FINISHES



Electroplate finishes subject to natural variation with time and local environment. Factors such as pools/surf beaches may require electropolishing. Contact us for suitability.

PRODUCT APPLICATIONS

- Bathroom Drainage
- Balcony Drainage
- Courtyard / Patio Drainage
- Driveway Drainage
- Pool and Spa Area Drainage
- Paved Area Drainage
- Shower Drainage
- Multi-Residential Drainage
- Wet Area Drainage

Copyright © Stormtech Pty Ltd. Patent 733361. Drawings not to scale, please use dimensions shown. Downloaded 27/04/2026 (please check for updates)



Visit stormtech.com.au
for tools + inspiration.

Phone **1300 653 403**

Email info@stormtech.com.au