




ARCHITECTURAL  
GRATES + DRAINS



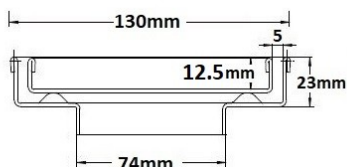
# SQP100Ti20DN80Br

## ass

### Square Floor Waste



**Code** SQP100Ti20DN80Brass  
**Range** Square  
**Grate Style** Ti  
**Category** Square Floor Waste  
**Channel Material** Stainless Steel  
**Steel Grade** 316



Grates longer than 1500mm supplied in sections. Tile Inserts longer than 1200mm supplied in sections. Channels over 3000mm supplied in sections with joiner. +/-2mm tolerance on dimensions.

### Square Floor waste with Tile Insert with Brass Finish

The SQP100Ti is a premium floor waste drain.

The SQ Range of floor waste units allow the integration of a standard floor waste with Stormtech linear drainage.

Tile Insert Floor waste measures 130mm x 130mm.


This waste is finished in brass.

It is suitable for tiles up to 12mm thick.

### SPECIFICATIONS + DIMENSIONS

Channel Width	130mm
Channel Depth	23mm
Length(s)	130mm
Outlet Size	DN80

### STORMTECH COLOUR FINISHES



Electroplate finishes subject to natural variation with time and local environment. Factors such as pools/surf beaches may require electropolishing. Contact us for suitability.

### PRODUCT APPLICATIONS

Bathroom Drainage  
Hospitality Drainage  
Shower Drainage  
Multi-Residential Drainage

Copyright © Stormtech Pty Ltd. Patent 733361. Drawings not to scale, please use dimensions shown.  
Downloaded 03/08/2025 (please check for updates)



Visit **stormtech.com.au**  
for tools + inspiration.

Phone **1300 653 403**

Email **info@stormtech.com.au**