




ARCHITECTURAL  
GRATES + DRAINS



# 65TiGALLBL25

## Tile Insert Drain



The 65TiGALLBL25 is a modular drainage system with a stainless steel tile insert powder coated black and a black uPVC channel.

The 65Ti25 is a Tile Insert Drain manufactured from 1.5mm thick 316 marine grade stainless steel.

Suitable for tiles up to 10mm thick.

Black uPVC channel only suitable for Internal use only

**Code** 65TiGALLBL25

**Range** 65

**Grate Style** Ti

**Category** Modular Kits


**Channel Material** uPVC

**Steel Grade** 316

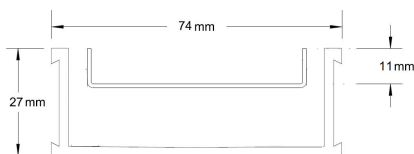
### SPECIFICATIONS + DIMENSIONS

<b>Channel Width</b>	74mm
<b>Channel Depth</b>	27mm
<b>Length(s)</b>	900mm 1000mm 1200mm 1500mm 1800mm 2000mm 2400mm 2700mm 3000mm
<b>Outlet Size</b>	DN40, DN50

### STORMTECH COLOUR FINISHES



Electroplate finishes subject to natural variation with time and local environment. Factors such as pools/surf beaches may require electropolishing. Contact us for suitability.



Grates longer than 1500mm supplied in sections. Tile Inserts longer than 1200mm supplied in sections. Channels over 3000mm supplied in sections with joiner. +/-2mm tolerance on dimensions.

### PRODUCT APPLICATIONS

Bathroom Drainage	Hospitality Drainage
Aged / Health Care Drainage	Paved Area Drainage
Balcony Drainage	Shower Drainage
Commercial Drainage	Multi-Residential Drainage
Courtyard / Patio Drainage	Special Needs Drainage
Pool and Spa Area Drainage	Threshold Drainage

Copyright © Stormtech Pty Ltd. Patent 733361. Drawings not to scale, please use dimensions shown.  
Downloaded 04/08/2025 (please check for updates)



Visit **stormtech.com.au**  
for tools + inspiration.

Phone **1300 653 403**

Email **info@stormtech.com.au**